# TEST REPORT

No.:ZJWT242800076



**Sample Description:** OFFICE CHAIR

**Model/Specification/Grade:** J-323

**Applicant:** ANJI HAITANG FURNITURE CO.,LTD

**Applicant Address:** 1# Youchedun Road, Tangpu Industrial Park, Dipu Subdistrict, Anji County, Huzhou City, Zhejiang Province, China

**Date of Receipt:** 2024-02-20

**Test Period:** 2024-02-21 to 2024-03-05

**Test Location:** Science and Innovation Park, 398 Mahuan Road, Binhai New District, Shaoxing City, Zhejiang

**SMQ Group (ZheJiang) Quality Technology Service Co., Ltd. (Stamp)**

**Approved by:** Peng Shangwu

**Issue Date:** 2024-03-05

**Signature:** Peng Shangwu

# 重 要 声 明

## Importants statement

1. 本公司保证检验检测的科学性、公正性和准确性，对检验检测的数据负责，并对委托单位所提供的样品和技术资料保密。
The company is committed to assuring the scientificness, impartiality and accuracy of all tests carried out, responsibility for test data gained, and keeping confidential of all test samples and technical documents provided.

2. 抽样按照本公司程序文件《抽样程序》和相应产品的检验检测细则的规定执行。
The sampling should be carried out according to the "sampling procedure" defined in the Procedure Document and relevant testing specifications.

3. 报告无主检、审核、批准人签字，或涂改，或未盖本公司报告专用章及骑缝章无效。未经本公司许可，不得部分复印、摘用或篡改本报告内容。复印报告未重新加盖本公司报告专用章无效。
Any report/certificate having not been signed by relevant responsible engineer, reviewer or authorized approver, or having been altered without authorization, or without both the Dedicated Report/Certificate Seal and its across-page seal is deemed to be invalid. Copying or excerpting portion of, or altering the content of the report/certificate is not permitted without the written authorization of the company. Any copy of certificates/reports without the Dedicated Report/Certificate Seal is deemed to be invalid.

4. 送样委托检验检测结果仅对来样有效：委托检验检测的样品信息及委托方信息均由委托方提供，本公司不对其真实性及准确性负责。
The test results presented in the report apply only to the tested sample. The product information and the applicant information are provided by the customer and the company assumes no responsibility for their validity and accuracy.

5. 未经公司同意，样品委托人请勿使用检验检测结果进行不当宣传。
Any use of the company test result for advertisement of the tested material or product must be approved in writing by the company.

6. 无认可认定标志的报告，仅作科研、教学或内部质量控制等用途之用。
Reports without accreditation marks are only used for scientific research, teaching or internal quality control purposes.

7. 委托方对报告有异议的，应于报告发出之日起十五日内向本公司提出。政府行政管理部门下达的监督检验任务，受检方对报告有异议的，应按政府行政管理部门文件规定及国家相关法律、法规处理。
objection to report/certificate issued by the company should be submitted to the company within 15 days after the issuance of the test. The mandatory inspection assigned by government administrative departments shall be carried out in accordance with the documents and regulations of the government administrative department and relevant national laws and regulations if inspected parties raise any objection to the inspection.

8. 报告更改后，发出的电子版报告、报告的扫描件及传真件若无法追回，则委托方有义务将更改后的报告提供给使用原报告的相关方。
The company is not responsible for recalling the electronic version of the original report/certificate when any revision is made to them. The applicant assumes the responsibility of providing the revised version to any interested party who uses them.

9. 只申领电子报告时，相关内容和效力以电子报告为准；电子报告和纸质报告同时申领时，电子报告仅作为纸质报告的副本，相关内容和效力以同编号纸质报告为准。
The relevant content and effectiveness is subject to the electronic version of the original report which was only applie d for. When an electronic report and a paper report are applied for at the same time, the electronic report is only a co py of the paper report, and the relevant content and effectiveness is subject to the paper report.

投诉及报告/证书真伪查询电话
Complaint hotline: 0575-81279666

# TEST REPORT



## Sample Information:

Sample Description: OFFICE CHAIR
Trade Mark: ----------
Model/Specification/Grade: J-323
Serial/Batch No. of Sample: ----------
Manufactured Date: ----------
Manufacturer: ----------
Manufacturer Address: ----------
Sample Quantity: 1pc
Sample Description before Testing: Normal

## Client Information:

Applicant: ANJI HAITANG FURNITURE CO.,LTD
Applicant Address: 1# Youchedun Road, Tangpu Industrial Park, Dipu Subdistrict, Anji County, Huzhou City, Zhejiang Province, China
Applicant Telephone: ----------
Applicant Post Code: ----------

## Test Information:

Date of Receipt: 2024-02-20
Applicant No.: 7000830
Enviroment Condition: （15～25）℃ （50～70）%RH
Sampling Method: Delivered by Applicant
Judgment Basis: 1. EN 1335-1:2020, Office furniture - Office work chair - Part 1: Dimensions -Determination of dimensions
2. EN 1335-2:2018, Office furniture - Office work chair - Part 2: Safety requirements
Test Standard: 1. ISO 24496:2017, Office furniture - Office chairs - Methods for the determination of dimensions
2. EN 1022:2018, Furniture - Seating - Determination of stability
3. EN 1728:2012 + AC:2013, Furniture - Seating - Test methods for the determination of strength and durability

## Test Conclusion:

1. The tested sample COMPLIED with the above standard: EN 1335-1:2020.
2. The tested sample COMPLIED with the above standard: EN 1335-2:2018.

Tested by: Xu Hanzhang Xu Hanzhang Checked by: Li Li Li Li

# TEST REPORT



Test Result:
1. EN 1335-1:2020, Office furniture - Office work chair - Part 1: Dimensions -Determination of dimensions (Reference test methods- ISO 24496:2017)

| Test Items | | CLAUSE | REQUIREMENT | | | | | Result | Remarks（mm） |
|---|---|---|---|---|---|---|---|---|---|
| | | | Type C | | | | | | |
| | | | Allow (-) | Min | Max | Allow (+) | Minimum range | | |
| Seat height and sitting height | a | ISO 24496:2017 6.3.2.1＆6.3.2.2 | yes | 430 | 480 | yes | 80 | P | 480/400 |
| Fixed depth of the seat | b | ISO 24496:2017 6.3.2.3 ＆6.3.3.3 | no | 425 | - | yes | fixed | P | 430 |
| Fixed height of lumbar support | f | ISO 24496:2017 6.3.1.1 | no | 170 | 300 | no | - | P | 180 |
| Maximum distance from the backrest to the front of the armrests | q | ISO 24496:2017 6.3.2.5 | yes | - | 400 | no | - | P | 280 |
| Hip breadth clearance when armrests are in widest position | r | ISO 24496:2017 6.3.4.8 | no | 460 | - | yes | - | P | 470 |
| Fixed clear distance between armrest pad | z | ISO 24496:2017 6.3.4.9 | no | 460 | - | yes | - | P | 480 |
| Height of armrests not adjustable | p | ISO 24496:2017 6.3.2.7＆6.3.3.6 | no | 200 | 250 | no | - | P | 200 |

# TEST REPORT



| Test Items | | CLAUSE | REQUIREMENT | | | | | Result | Remarks（mm） |
|---|---|---|---|---|---|---|---|---|---|
| | | | Type C | | | | | | |
| | | | Allow (-) | Min | Max | Allow (+) | Minimum range | | |
| Seat pad width | d | ISO 24496:2017 6.3.4.2 | no | 400 | - | yes | - | P | 490 |
| Seat pad depth | c | ISO 24496:2017 6.3.4.3 | no | 380 | - | yes | - | P | 440 |
| Backrest height | h | ISO 24496:2017 6.3.2.4＆6.3.3.4 | no | 360 | - | yes | - | P | 500 |
| Backrest width | j | ISO 24496:2017 6.3.4.4 | no | 360 | - | yes | - | P | 500 |
| Radius of backrest | k | ISO 24496:2017 6.3.4.5 | no | 400 | - | yes | - | P | 430 |
| Armrest length | n | ISO 24496:2017 6.3.4.6 | no | 150 | - | yes | - | P | 170 |
| Armrest width | o | ISO 24496:2017 6.3.4.7 | no | 40 | - | yes | - | P | 65 |
| Offset of the underfrae | s | ISO 24496:2017 6.3.4.10 | yes | - | 415 | no | - | P | 300 |
| Angle between seat and back | γ | ISO 24496:2017 6.3.1.2 | no | 90 | - | yes | - | P | 92° |
| Backrest inclination range | l | ISO 24496:2017 6.3.1.2 -Table 3 | - | - | - | - | - | N/A | / |

# TEST REPORT



| Test Items | | CLAUSE | REQUIREMENT | | | | | Result | Remarks（mm） |
|---|---|---|---|---|---|---|---|---|---|
| | | | Type C | | | | | | |
| | | | Allow (-) | Min | Max | Allow (+) | Minimum range | | |
| Seat pad angle adjustable | e | ISO 24496:2017 6.3.1.2 -Table 3 | no | -2 | - | yes | - | P | - 2° |
| Minimum adjustment range | | | 5 | | | | | | |
| Seat pad angle fixed | | | no | +2 | -7 | no | - | | |

********** End of Page **********

2.EN 1335-2:2018,Office furniture - Office work chair - Part 2: Safety requirements Clause 4.1＆Clause 4.2: Safety requirements

| Test Code | Tested Property | Requirement | Test Results | Comments |
|---|---|---|---|---|
| 1 | General | a) the edges of the seat, back rest and arm rests which are in contact with the user when sitting in the chair are rounded with minimum 2 mm radius | P | / |
| | | b) the edges of handles are rounded or chamfered in the direction of the force applied | P | / |
| | | c) all other edges and corners are free from burrs and rounded or chamfered | P | / |
| | | d) the ends of accessible hollow components are closed or capped | P | / |
| | | Movable and adjustable parts shall be designed so that injuries and inadvertent operation are avoided. It shall be possible to operate the adjusting devices from sitting position in the chair | P | / |

| Test Code | Tested Property | Requirement | Test Results | Comments |
|---|---|---|---|---|
| 2 | Shear and squeeze points | 1 Shear and squeeze points under the influence of powered mechanisms<br>There shall be no accessible shear and squeeze points created by parts of the furniture operated by powered mechanisms, e.g. mechanical springs and gas lifts. | P | / |
| | | 2 Shear and squeeze points during use<br>There shall be no accessible shear and squeeze points created by loads applied during normal use. Shear and squeeze points are not acceptable if there is a risk of injury created by the weight of the user during normal movements and actions, e.g. attempting to move the seating by lifting the seat or by adjusting the backrest. | P | / |

********** End of Page **********

3.EN 1335-2:2018,Office furniture - Office work chair - Part 2: Safety requirements Clause 4.4:Stability tests

| Test Code | Tested Property | Criterion | Requirement | Test Results | Comments |
|---|---|---|---|---|---|
| 1 | Corner stability | EN 1022:2018 Clause 7.3.3 | The seating shall not overturn. | P | / |
| 2 | Forward overturning | EN 1022:2018 Clause 7.3.1 | | P | / |
| 3 | Forward overturning for chairs with footrests | EN 1022:2018 Clause 7.3.2 | | N/A | / |
| 4 | Sideways overturning for chairs without arm rests | EN 1022:2018 Clause 7.3.4 | | N/A | / |
| 5 | Sideways overturning for chairs with arm rests | EN 1022:2018 Clause 7.3.5.1 and 7.3.5.2 | | P | / |
| 6 | Rearwards overturning for chairs without back rest inclination and for chairs with adjustable backrest inclination that can be locked | EN 1022:2018 Clause 7.3.6 | | P | / |
| 7 | Rearwards overturning for chairs with back rest inclination | EN 1022:2018 Clause 7.4 | | P | / |

4.EN 1335-2:2018,Office furniture - Office work chair - Part 2: Safety requirements Clause 5: Strength and durability

| Test Code | Tested Property | Criterion | Requirement | Test Results | Comments |
|---|---|---|---|---|---|
| 1 | Combined seat and back static load test | EN 1728:2012 Clause 7.3 | a) there are no fractures of any joint, member or component, b) there is no loosening of joints intended to be rigid, c) the seating fulfils its function after removal of the test loads, d) the seating fulfils the safety requirements, e) the product shall not overturn when subjected to the stability tests. | P | / |
| 2 | Seat front edge static load test | EN 1728:2012 Clause 7.4 | | P | / |
| 3 | Foot rest static load test | EN 1728:2012 Clause 7.8 | | N/A | / |
| 4 | Seat and back durability | EN 1728:2012 Clause 7.9 | | P | / |
| 5 | Armrests durability | EN 1728:2012 Clause 7.10 | | P | / |
| 6 | Armrest downward static load test – central [b] | EN 1728:2012 Clause 7.5 | | P | / |
| 7 | Armrest downward static load test – central [c] | EN 1728:2012 Clause 7.5 | | P | / |
| 8 | Rolling resistance test | EN 1728:2012 Clause 6.30 | | P | 30N |

Note: [b] This test shall be carried out before the stability tests

[c] This test shall be carried out after the stability tests

5.EN 1335-2:2018,Office furniture - Office work chair - Part 2: Safety requirements Clause 7: Information for use

| Test Code | Requirement | Test Results | Comments |
|---|---|---|---|
| 1 | information regarding the intended use | P | / |
| 2 | information regarding possible adjustments | P | / |
| 3 | instruction for operating the adjusting mechanisms | P | / |
| 4 | instruction for the care and maintenance of the chair | P | / |
| 5 | information for chairs with seat height adjustments with energy accumulators that only trained personnel may replace or repair seat height adjustment components with energy accumulators | P | / |
| 6 | information on the choice of castors in relation to the floor surface | P | / |

Legend:

P = PASS, the sample MEETS the standard requirement.

F = FAIL, the sample DOES NOT MEET the standard requirement.

N/A = NON APPLICABILE, the requirement/test IS NOT APPLICABLE to the sample.

N/R = NOT REQUESTED, On Customer request the test is NOT PERFORMED.

NP = General note (see details).

ND = NOT DECLARED.

// = The rating of test CANNOT BE EXPRESSED, see details in test report

**Sample Photo:**

********** End of Page **********

**Received instruction:**

| Received instruction（view 1） | Received instruction（view 2） |
|---|---|
| |  |
| Received instruction（view 3） | Received instruction（view 4） |
| | |

Insetto

INcba104V01_GL

921-169

120kg

EN_IMPORTANT, RETAIN FOR FUTURE REFERENCE: READ CAREFULLY.
FR_IMPORTANT:À LIRE ATTENTIVEMENT ET À CONSERVER POUR CONSULTATION ULTÉRIEURE.
ES_IMPORTANTE, LEA Y GUARDE PARA FUTURAS REFERENCIAS.
DE_WICHTIG! SORGFÄLTIG LESEN UND FÜR SPÄTER NACHSCHLAGEN AUFBEWAHREN.
IT _ IMPORTANTE! CONSERVARE IL PRESENTE MANUALE PER FUTURO RIFERIMENTO E LEGGERLO ATTENTAMENTE.

(EN)

**Dear customer,**
Thank you for purchasing this product. So that your appliance serves you well, please read all the instructions in this user's manual. If you have any questions, please contact our customer care center,Our contact details are below:

(FR)

**Cher client,**
Nous vous remercions d'avoir acheté ce produit. Afin que vous puissiez profiter pleinement de votre appareil, veuillez lire toutes les instructions de ce manuel d'utilisation. Si vous avez la moindre question, veuillez contacter notre centre d'assistance à la clientèle,Nos coordonnées sont les suivantes:

(DE)

**Sehr geehrter Kunde,**
Vielen Dank, dass Sie dieses Produkt erworben haben. Damit Ihr Gerät Ihnen gute Dienste leistet, lesen Sie bitte alle Hinweise in diesem Benutzerhandbuch. Wenn Sie Fragen haben, wenden Sie sich bitte an unser Kundendienstzentrum,Unsere Kontaktdaten stehen unten:

(ES)

**Queridos clientes,**
Gracias por comprar este producto. Para que su electrodoméstico le sirva mejor, lea todas las instrucciones de este manual del usuario. Si tiene alguna pregunta, comuníquese con nuestro Centro de Atención al Cliente,Nuestros datos de contacto son los siguientes:

(PT)

**Caros clientes,**
Obrigado por adquirir este produto. Para que o seu aparelho o sirva melhor, leia todas as instruções deste manual do utilizador. Se tiver alguma dúvida, por favor contacte o nosso Centro de Atendimento ao Cliente,Os nossos dados de contacto são os seguintes:

(IT)

**Caro Cliente,**
Grazie per aver acquistato questo prodotto. Per servirti meglio con questo apparecchio ti prego di leggere tutte le istruzioni in presente manuale utente. In caso di dubbio, si prega di contattare il nostro centro assistenza clienti,I nostri dettagli di contatto sono di seguito:

| Country | Phone | Email |
|---|---|---|
| US | 001-877-644-9366 | customerservice@aosom.com |
| CA | 416-792-6088 | customerservice@aosom.ca |
| UK | 0044-800-240-4004 | enquiries@mhstar.co.uk |
| DE | 0049-0(40)-88307530 | service@aosom.de |
| FR | 0033-1-84166106 | aosom@mhfrance.fr |
| ES&PT | 0034-931294512 | atencioncliente@aosom.es |
| IT | 0039-0249471447 | clienti@aosom.it |

2

## OFFICE CHAIR

**IMPORTANT, RETAIN FOR FUTURE REFERENCE:**
**READ CAREFULLY**

**SAFETY INFORMATION**

- This is a Type c chair according to EN 1335-1.2020.
- Maximum weight: 120 KG
- To prevent the chair falling, make sure that the weight is evenly distributed.
- Remove all parts from the box and make sure all parts are included before assembly.
- Keep your feet always on the floor and do not press your head on the headrest when you recline the chair.
- When you adjust the backrest, make sure your fingers are safe and out of harm's way.
- To avoid damage, never pull fast and strongly in your house.
- This chair is designed to sit only and nothing else.
- Don't use it as a base or as a ladder.
- Don't sit in the arms of the chair.
- This chair is designed to seat only one person at same time.
- If some parts are missing, damaged or worn, stop using it immediately.
- Avoid direct sunlight on the chair so that the plastic components won't become brittle.
- Your chair is equipped with rollers for textile floor coverings. If the chair is used on hard floors, e.g. hardwood floors, laminate, PVC , or tile, the rollers should be replaced for safety purposes, since these floors require the use of different rollers.

**Warning!** Only trained personnel may replace or repair components for height adjustment of seating furniture with energy storage.

**MAINTENANCE INSTRUCTIONS**

- Clean with vacuum cleaner.
- Wipe with a fabric dampened with water.

Importer
MH STAR UK LTD
Unit 27, Perivale Park,
Horsenden lane South
Perivale, UB6 7RH

https://www.aosom.co.uk

Made in China

3

## CHAISE DE BUREAU

**IMPORTANT - CONSERVEZ CES INFORMATIONS POUR VOTRE CONSULTATION ULTÉRIEURE: LISEZ ATTENTIVEMENT**

**INFORMATIONS SUR LA SÉCURITÉ**

- Il s'agit d'une chaise de type c selon la norme EN 1335-1.2020.
- Poids maximum:120 kg
- Pour éviter que le fauteuil ne tombe, assurez-vous que le poids est réparti uniformément.
- Retirez toutes les pièces de la boîte et assurez-vous que toutes les pièces sont incluses avant l'assemblage.
- Gardez toujours les pieds sur le sol et n'appuyez pas votre tête sur l'appui-tête lorsque vous inclinez le fauteuil.
- Lorsque vous ajustez le dossier, assurez-vous que vos doigts sont en sécurité et hors de danger.
- Pour éviter tout dommage, ne tirez jamais vite et fort dans votre maison.
- Cette chaise est conçue pour s'asseoir uniquement et rien d'autre.
- Ne l'utilisez pas comme base ou comme échelle.
- Ne vous asseyez pas sur les accoudoirs de la chaise.
- Cette chaise est conçue pour accueillir une seule personne à la fois.
- Si certaines pièces manquent, sont endommagées ou usées, arrêtez de les utiliser immédiatement.
- Éviter les rayons directs du soleil sur le fauteuil afin que les pieces en plastique ne deviennent pas fragiles.
- Votre chaise est équipée de roulettes pour les revêtements de sol textiles. Si la chaise est utilisée sur des sols durs, par exemple des sols en bois dur, en stratifié, en PVC ou en carrelage, les rouleaux doivent être remplacés pour des raisons de sécurité, car ces sols nécessitent l'utilisation de rouleaux différents.

**Attention!** Le remplacement et la réparation des pièces pour le réglage de la hauteur du fauteuil avec accumulateurs d'énergie ne doivent être effectués que par du personnel qualifié.

**CONSIGNES D'ENTRETIEN**

- Nettoyer avec un aspirateur.
- Essuyez avec un tissu humidifié avec del'eau.

Importateur:
MH FRANCE
2 Rue Maurice Hartmann
92130 Issy Les Moulineaux
France
https://www.aosom.fr

Fabriqué en Chine

4

| Received instruction（view 5） | Received instruction（view 6） |
|---|---|
| | |
| **Received instruction（view 7）** | **Received instruction（view 8）** |
| |  |

**SILLA DE OFICINA**

**IMPORTANTE-CONSERVE ESTA INFORMACIÓN PARA SU CONSULTA POSTERIOR: LEER DETALLA DAMENTE**

**INFORMACIÓN DE SEGURIDAD**

- Según EN 1335-1.2020 , esta es una silla de tipo c .
- Peso máximo soportado: 120 KG
- Para evitar que la silla caiga, asegúrese de que el peso sea uniformemente distribuido.
- Saque todas las piezas de la caja y asegúrese de que todas las piezas estén incluidas antes del montaje.
- Mantenga los pies siempre en el suelo y no haga presión con la cabeza sobre el reposacabezas al reclinar la silla.
- Cuando ajuste el respaldo, asegúrese de que sus dedos están seguros y fuera de peligro.
- Para evitar daños, nunca a tire rápido y fuerte de las casas.
- Esta silla está diseñada para sentarse solamente y nada más.
- No la utilice como base o como escalera.
- No se siente en los brazos de la silla.
- Esta silla está diseñada para sentar una persona a la vez.
- Si faltan algunas piezas, están dañadas o desgastadas, deje de usarla inmediatamente.
- Evite la luz solar directa sobre la silla para que los componentes de plástico no se vuelvan frágiles.
- Esta silla está equipada con rodillos para suelos con revestimientos de textiles. Si quiere utilizar la silla sobre suelos duros, p. Ej. pisos de madera, laminados, PVC o azulejos, debe reemplazar los rodillos por motivo de proteger la seguridad, ya que se requiere utilizar otros diferentes rodillos para aquellos suelos duros.

**¡Advertencia!** La sustitucion y la reparacion delos componentes para la regulacion de laaltura de la silla con acumuladores de energiadeben ser efectuados solo por personalcualificado.

**INSTRUCCIONES DE MANTENIMIENTO.**

- Limpiar con aspiradora.
- Limpiar con un pano humedecido en agua.

IMPORTADOR POR:
SPANISH AOSOM, S.L.
C. roc gros no.15
08550 Els hostalets de Balenya
Spain B66295775
TEL: 931294512
www.aosom.es
atencioncliente@aosom.es
Fabricado en China

5

**BÜROSTUHL**

**WICHTIG – BITTE HEBEN SIE DIESE ANLEITUNG FÜR EINE SPÄTERE BEZUGNAHME AUF: SORGFÄLTIG DURCHLESEN**

**SICHERHEITSINFORMATIONEN**

- Dies ist ein Typ- c -Stuhl gemäß der Norm EN 1335-1.2020.
- Maximalgewicht: 120 kg
- Damit der Stuhl nicht herunterfällt, achten Sie bitte auf eine gleichmäßige Gewichtsverteilung.
- Nehmen Sie vor Beginn der Montage zunächst alle Teile aus dem Karton und vergewissern Sie sich, dass alle Zubehörteile enthalten sind.
- Bitte lassen Sie Ihre Füße immer auf dem Boden und drücken Sie Ihren Kopf nicht gegen die Kopfstütze, wenn Sie den Stuhl zurücklehnen.
- Achten Sie beim Verstellen der Rückenlehne darauf, dass Ihre Finger sicher und nicht in Gefahr sind.
- Um Schäden zu vermeiden, ziehen Sie niemals schnell und fest an Ihrem Haus.
- Dieser Stuhl ist nur zum Sitzen und für nichts anderes vorgesehen.
- Verwenden Sie den Stuhl nicht als Untergestell oder Leiter.
- Setzen Sie sich nicht auf die Armlehnen des Stuhls.
- Dieser Stuhl ist so konzipiert, dass jeweils nur eine Person darauf sitzen kann.
- Wenn Teile fehlen, beschädigt oder abgenutzt sind, stellen Sie den Stuhl sofort ein.
- Bitte vermeiden Sie direktes Sonnenlicht auf dem Stuhl, um ein Verspröden der Kunststoffteile zu vermeiden.
- Ihr Stuhl ist mit Rollen für textile Bodenbeläge ausgestattet. Falls der Stuhl auf harten Böden, z. B. Hartholzböden, Laminat, PVC oder Fliesen, verwendet wird, sollten die Rollen aus Sicherheitsgründen ersetzt werden, da diese Böden die Verwendung anderer Rollentypen erfordern.

**Warnung!** Der Austausch und die Reparatur von Zubehörteilen zur Einstellung der Stuhlhöhe darf nur von qualifiziertem Fachpersonal durchgeführt werden.

**WARTUNGSANLEITUNG**

- Reinigen Sie diesen Stuhl mit einem Staubsauger.
- Wischen Sie diesen Stuhl mit einem feuchten Tuch ab.

Importeur :
MH Handel GmbH
Wendenstraße 309
D-20537 Hamburg
Germany
https://www.aosom.de

Hergestellt in China

6

**SEDIA DA UFFICIO**

**IMPORTANTE-CONSERVARE QUESTE INFORMAZIONI PER CONSULTARLE IN SEGUITO: LEGGERE ATTENTAMENTE**

**INFORMAZIONI DI SICUREZZA**

- Questa è una sedia di tipo c secondo lo standard EN 1335-1.2020.
- Peso massimo: 120 KG
- Per prevenire che la sedia cada, assicurarsi che il peso sia distribuito omogeneamente.
- Rimuovere tutte le parti dalla confezione e assicurarsi che nessuna manchi prima del montaggio.
- Tenere sempre i piedi sul pavimento e non premere la testa sul poggiatesta quando reclinate la sedia.
- Quando regolate lo schienale, assicuratevi di non farvi male alle dita in alcun modo.
- Per evitare danni, non spingere mai velocemente e con forza all'interno della vostra abitazione.
- Questa sedia e' progettata solo per sedervisi sopra e per nessun altro scopo.
- Non usare come base o come scala.
- Non sedersi sui poggiabraccia della sedie.
- Questa sedia e' progettata perche' vi si sieda una persona alla volta.
- Se alcune parti mancano, sono danneggiate o usurate, smettere di usare immeditatamente.
- Evitare la luce solare diretta sulla sedia di modo che i componenti in plastica non si sfibrino.
- La vostra sedia è dotata di rotelle per l'uso su rivestimenti tessili del pavimento. Se la sedia viene utilizzata su pavimenti duri, ad es. pavimenti in legno, laminato, PVC o piastrelle, le rotelle devono essere sostituite per ragioni di sicurezza, in quanto queste pavimentazioni richiedono l'uso di rotelle diverse.

**Avvertenza!** La sostituzione e la riparazione di componenti per la regolazione dell'altezza della sedia con un sistema di propulsione va eseguita solo da personale qualificato.

**ISTRUZIONI PER LA MANUTENZIONE**

- Pulire con l'aspirapolvere
- Passare un panno inumidito con acqua.

IMPORTATO DA:
AOSOM Italy srl
Centro
Direzionale Milanofiori
Strada 1 Palazzo F1
20090 Assago (MI)
P.I.: 08567220960
https://www.aosom.it

Prodotto in Cina

7




8

| Received instruction（view 9） | Received instruction（view 10） |
|---|---|
| 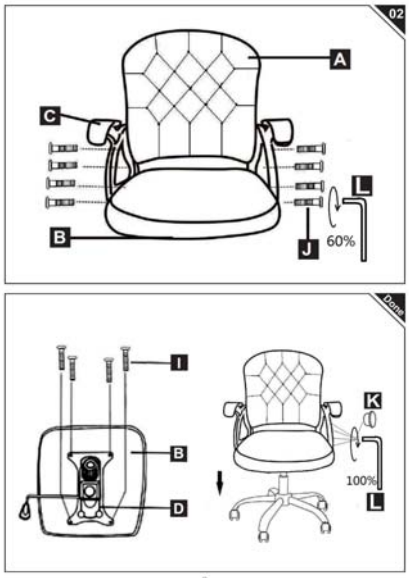 | |
| **Received instruction（view 11）** | **Received instruction（view 12）** |
| 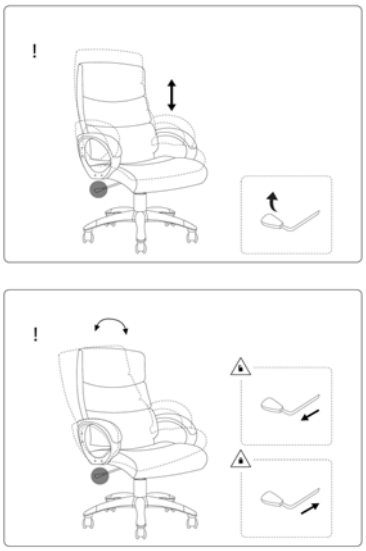 | Blank |

*******END OF REPORT*******