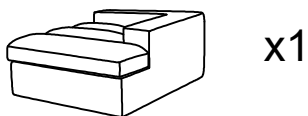


Assembly Instruction

A
BOX

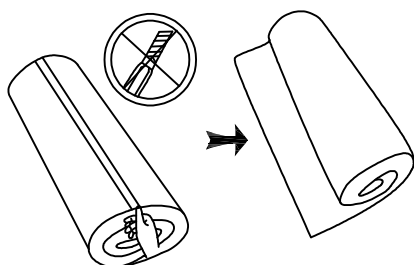


B
BOX



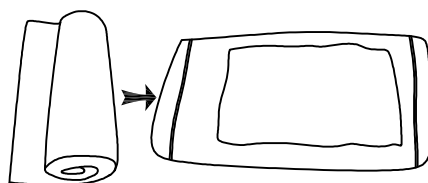
STEP:1

Do not use knife

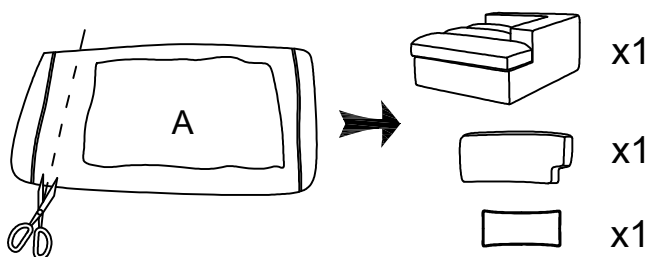


Tear off the tape

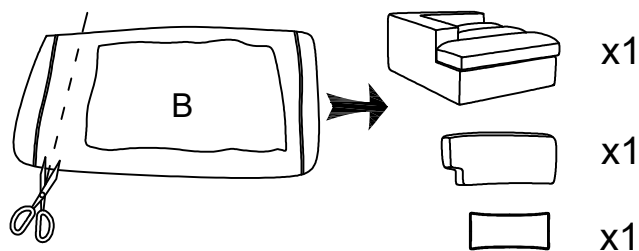
STEP:2



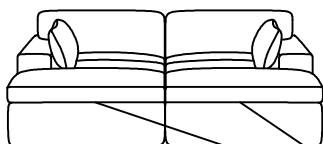
STEP:3




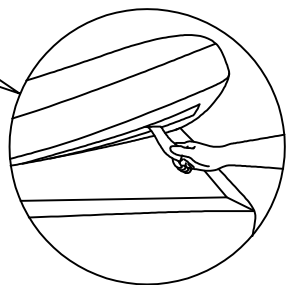
STEP:4



STEP:5

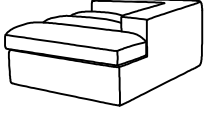







Tear off the protective film of the velcro.



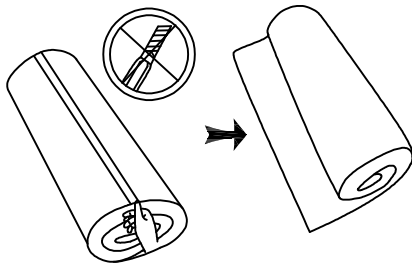
The sofa cushions need 72hours to decompress and fully inflate before using them.

Instructions d'assemblage

A BOÎTE	 x1	 x1	 x1
B BOÎTE	 x1	 x1	 x1

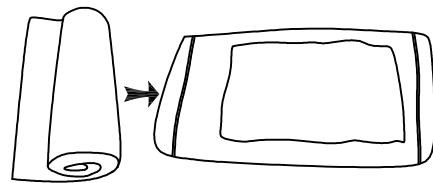
ÉTAPE 1

Ne pas utiliser de couteau

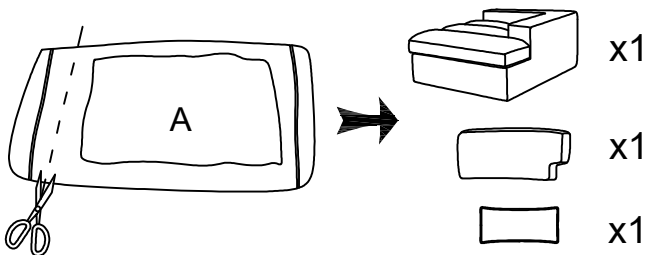


Décolliez le ruban adhésif

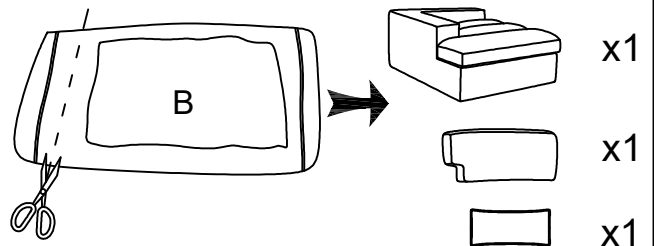
ÉTAPE 2



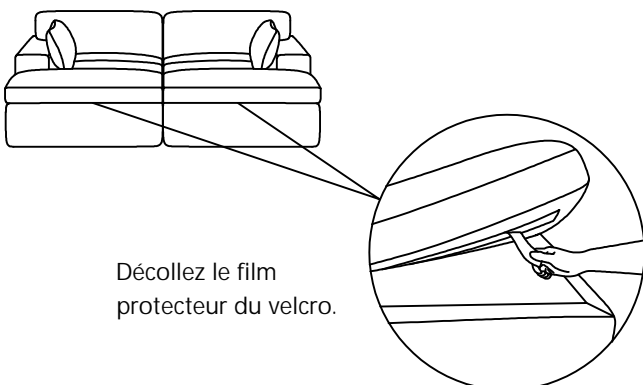
ÉTAPE 3




ÉTAPE 4



ÉTAPE 5

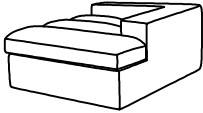


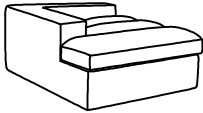




Décolliez le film protecteur du velcro.



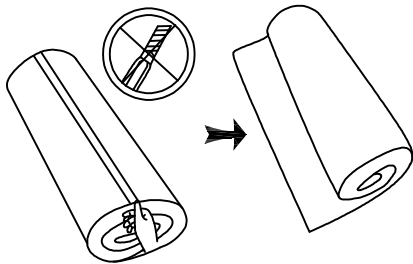
Les coussins du sofa nécessitent 72 heures pour se décompresser et gonfler complètement avant utilisation.

Montageanleitung

<p>A BOX</p>	 x1	 x1	 x1
<p>B BOX</p>	 x1	 x1	 x1

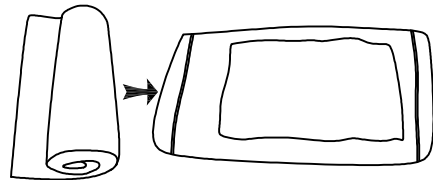
SCHRITT 1

Kein Messer verwenden

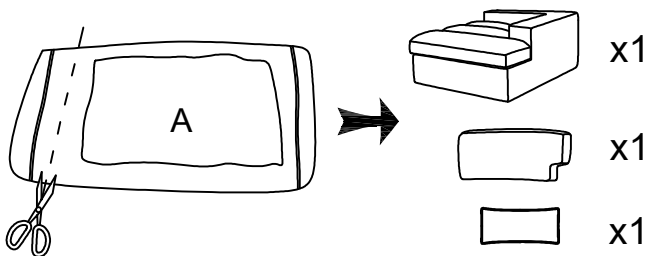


Ziehen Sie das Klebeband ab

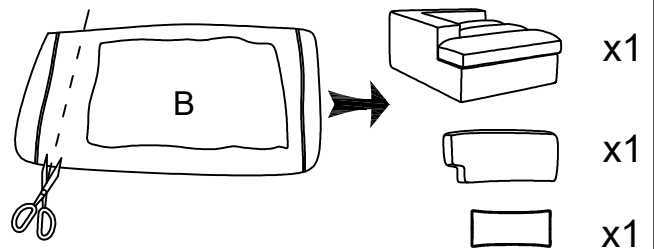
SCHRITT 2



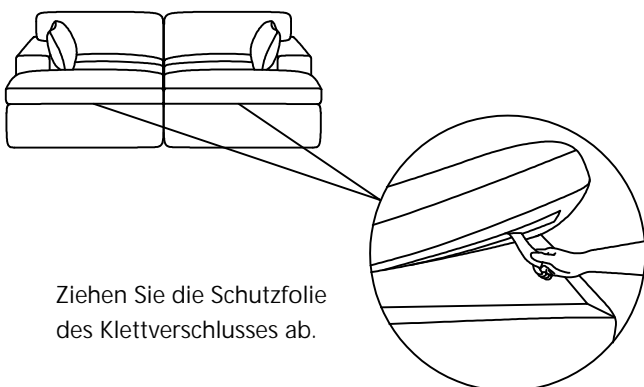
SCHRITT 3




SCHRITT 4



SCHRITT 5

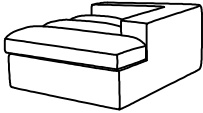


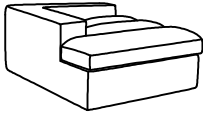




Ziehen Sie die Schutzfolie des Klettverschlusses ab.



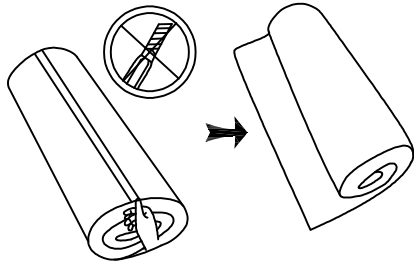
Die Sofakissen benötigen 72 Stunden, um sich zu entfalten und vollständig aufzublasen, bevor sie verwendet werden.

Istruzioni di assemblaggio

A SCATOLA	 x1	 x1	 x1
B SCATOLA	 x1	 x1	 x1

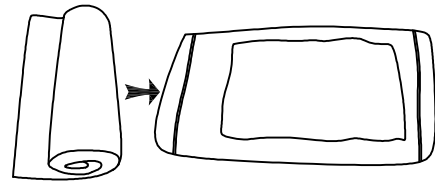
PASSAGGIO 1

Non usare il coltello

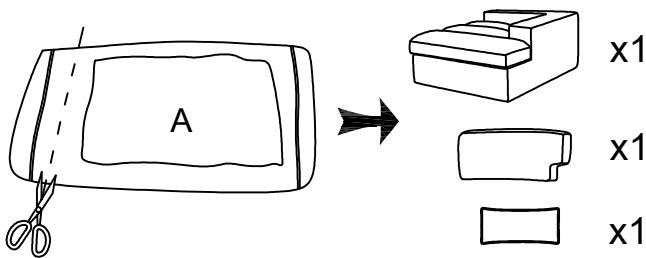


Strappa il nastro adesivo

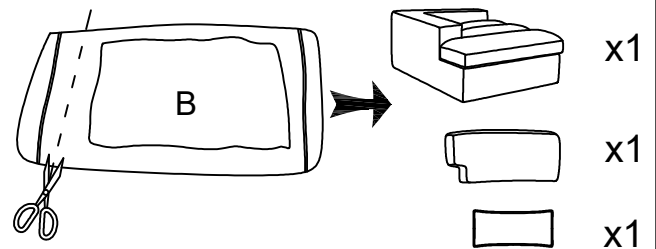
PASSAGGIO 2



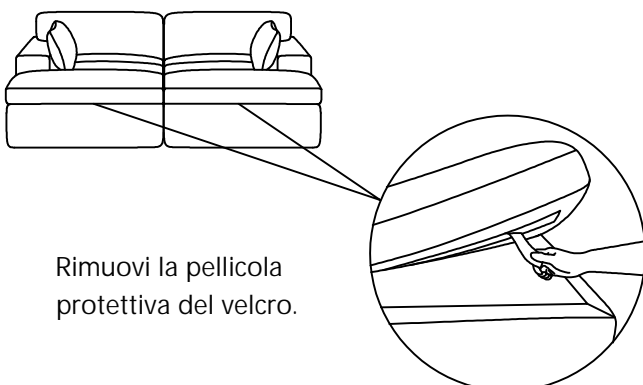
PASSAGGIO 3




PASSAGGIO 4



PASSAGGIO 5

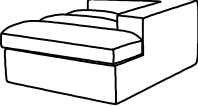


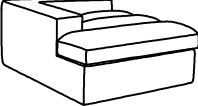




Rimuovi la pellicola
protettiva del velluto.



I cuscini del divano richiedono 72
ore per decomprimersi e gonfiarsi
completamente prima dell'uso.

Instrucciones de montaje

<p>A CAJA</p>	 x1	 x1	 x1
<p>B CAJA</p>	 x1	 x1	 x1

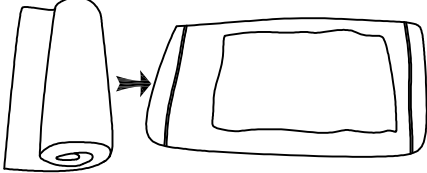
PASO 1

No utilice cuchillo

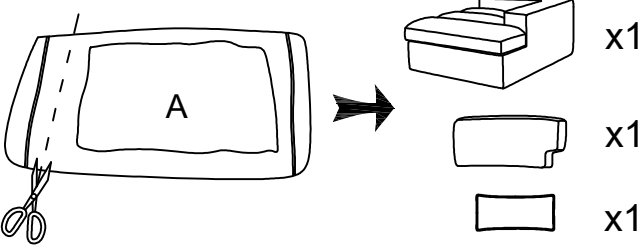


Retira la cinta adhesiva

PASO 2

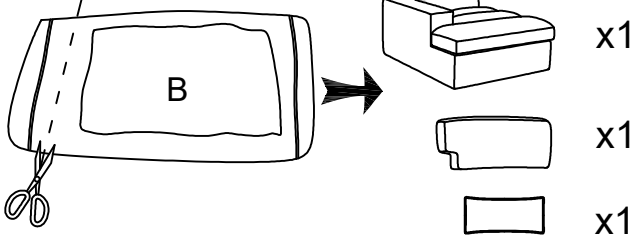


PASO 3



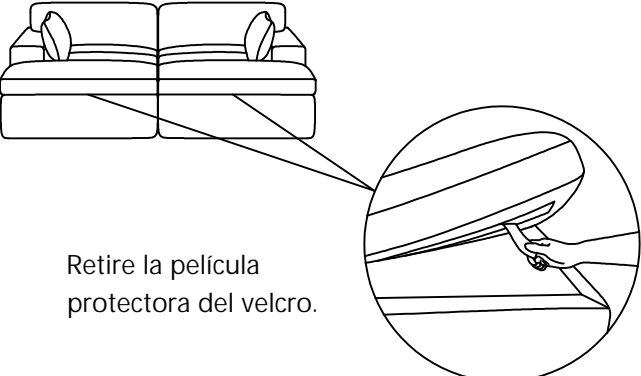
x1
x1
x1

PASO 4





x1
x1
x1

PASO 5



Retire la película protectora del velcro.



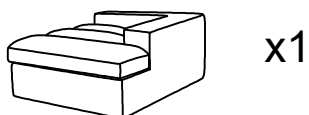


72 horas

Los cojines del sofá necesitan 72 horas para descomprimirse e inflarse completamente antes de usarlos.

Instrukcja montażu

A
PUDEŁKO

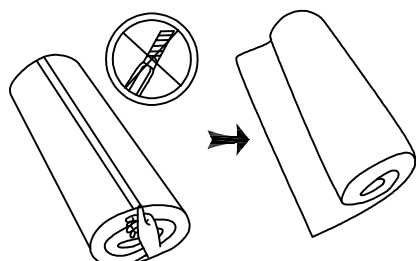


B
PUDEŁKO



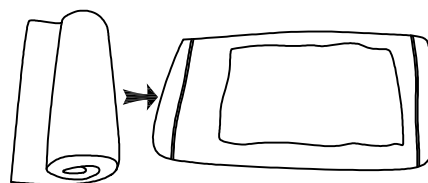
KROK 1

Nie używaj noża

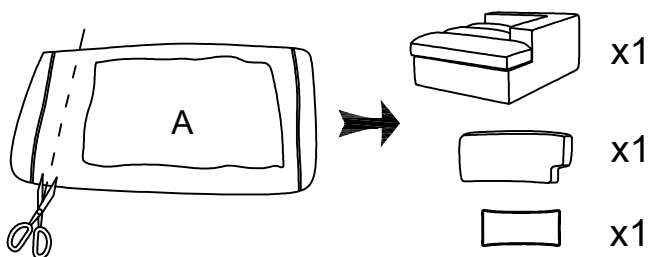


Oderwij taśmę

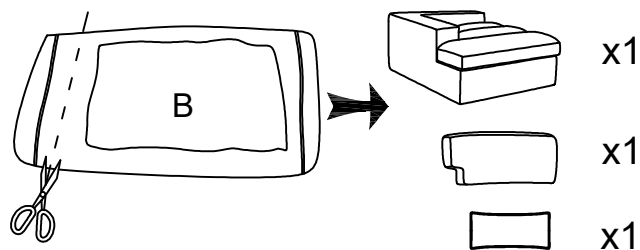
KROK 2



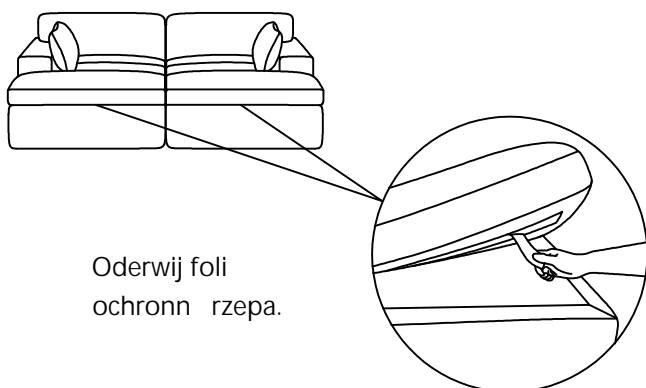
KROK 3



KROK 4



KROK 5

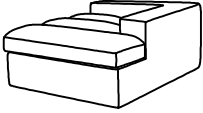


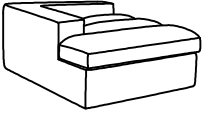




Oderwij folię ochronną z tyłu.



Poduszki sofy potrzebują 72 godzin, aby się zdekompresowały i w pełni napompowały przed użyciem.

Montage-instructies

A DOOS	 x1	 x1	 x1
B DOOS	 x1	 x1	 x1

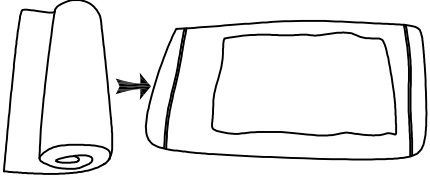
STAP 1

Gebruik geen mes

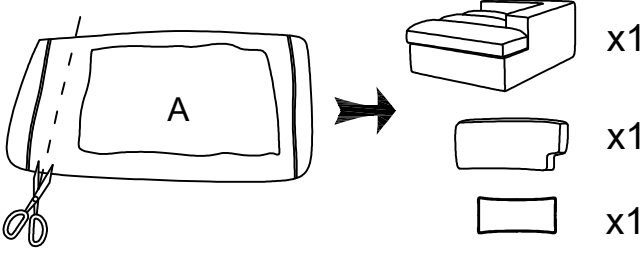


Trek de tape eraf

STAP 2

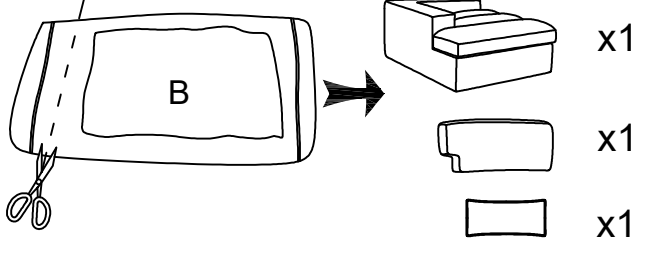


STAP 3



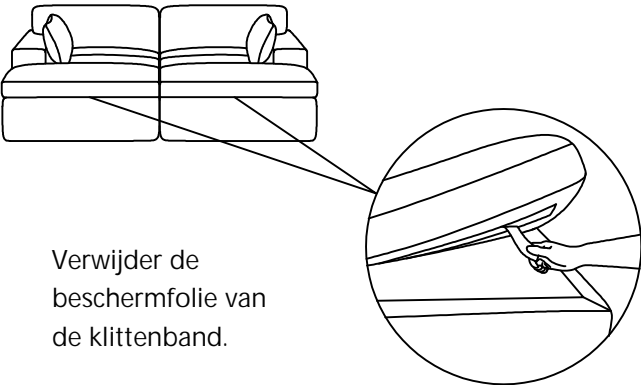
x1
x1
x1

STAP 4





x1
x1
x1

STAP 5



Verwijder de beschermfolie van de klittenband.




 De sofa kussens hebben 72 uur nodig om te ontluften en volledig op te blazen voordat ze gebruikt worden.