
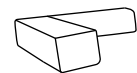
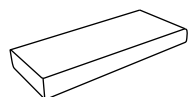
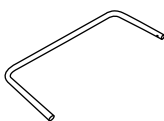
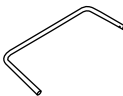


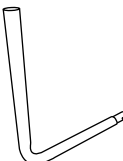
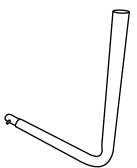
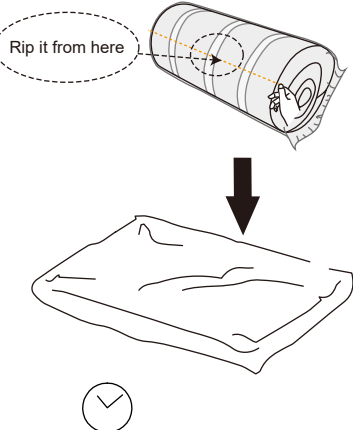


H08-HK-DE3003

# ASSEMBLY INSTRUCTION

Ax2 	Bx2 
Cx2 	Dx2 
Ex2 	Fx2 
Gx2 	Hx4 
Ix4 	

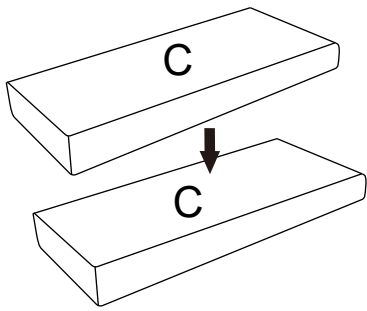
①



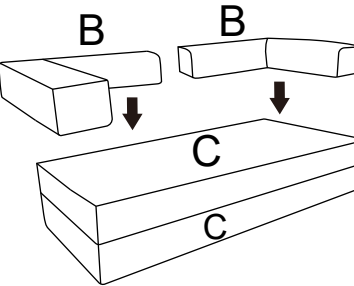
Rip it from here

Wait 72 hours for rebound

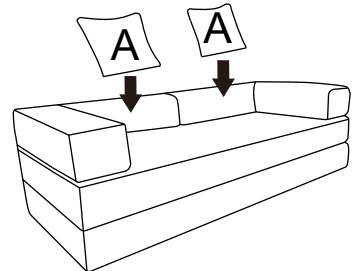
②



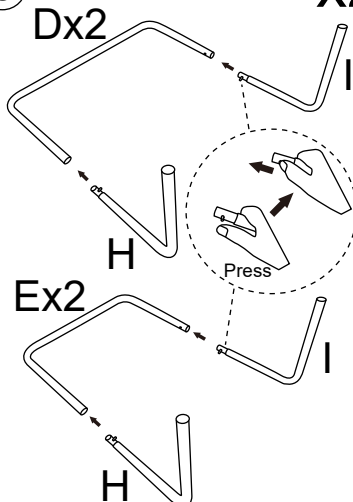
③



④

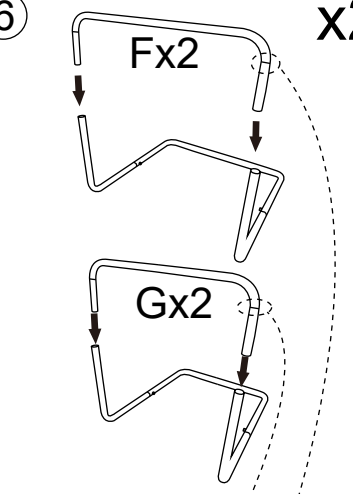


⑤



x2

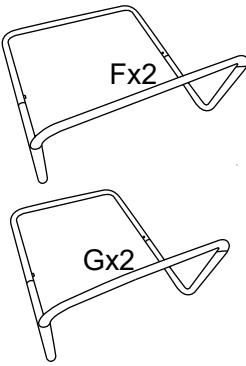
⑥



x2

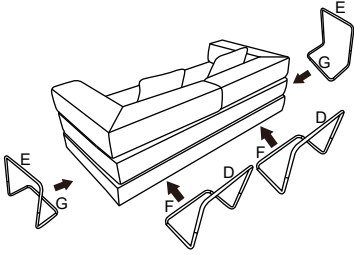
Insert parts(F)and(G)into the marked position.

⑦




x2

⑧


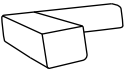
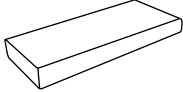
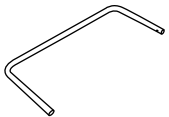
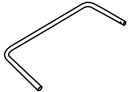


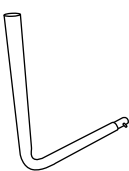
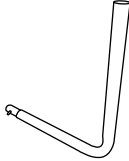


⑨

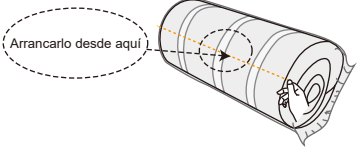


H08-HK-DE3003


# INSTRUCCIONES DE MONTAJE

Ax2 	Bx2 
Cx2 	Dx2 
Ex2 	Fx2 
Gx2 	Hx4 
Ix4 	

①

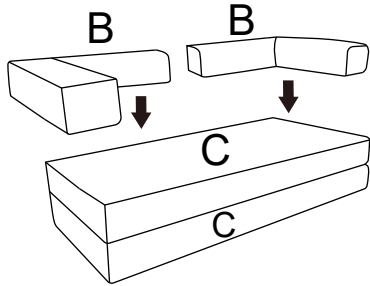


Arrancarlo desde aqui

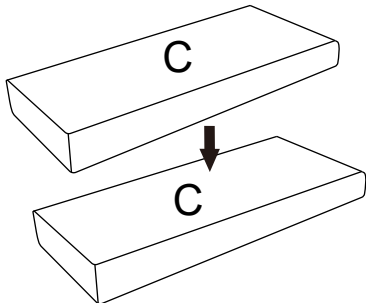


Espera 72 horas para el rebote

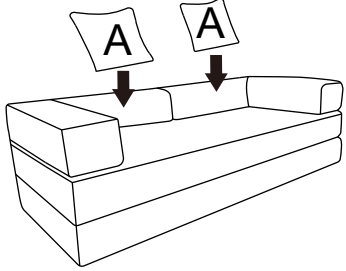
③



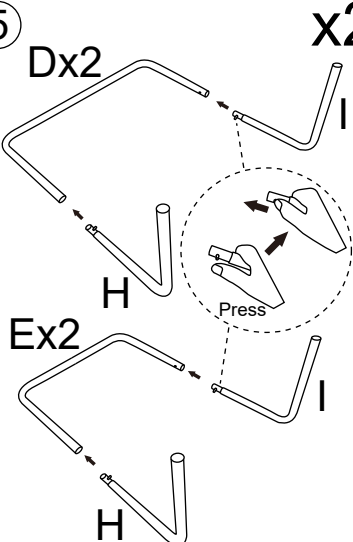
②



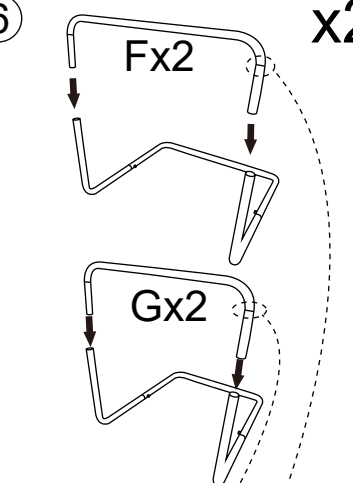
④



⑤

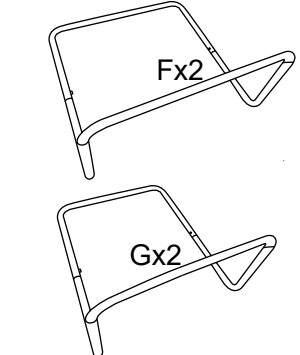


⑥

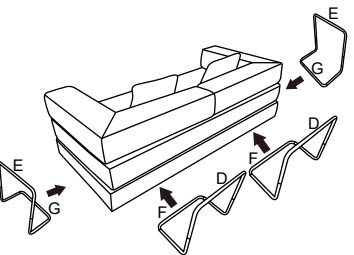


Inserte las partes (F) y (G) en la posición marcada.


⑦



⑧


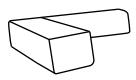
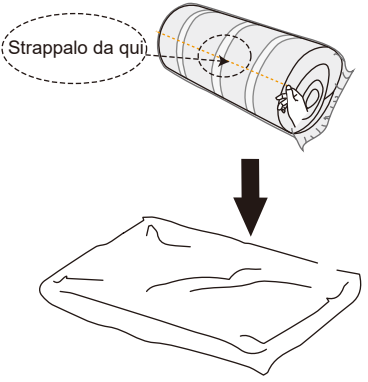

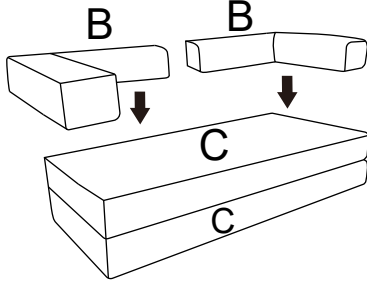
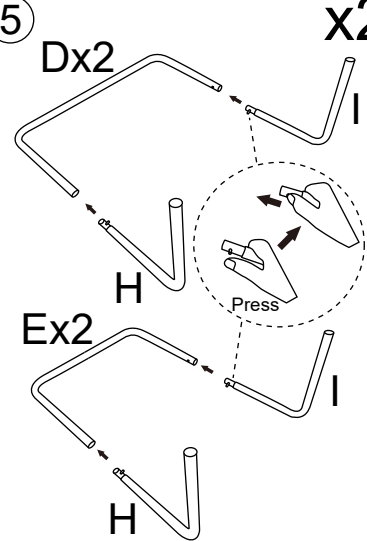
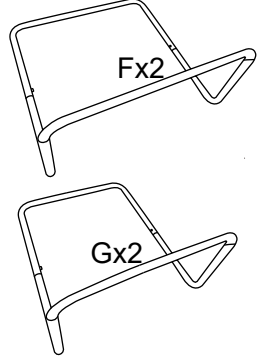

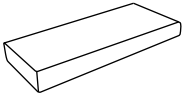
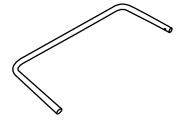
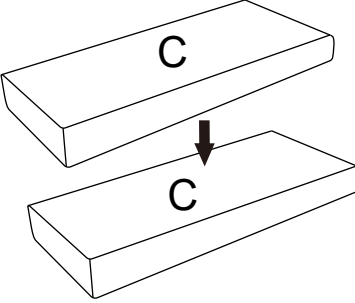
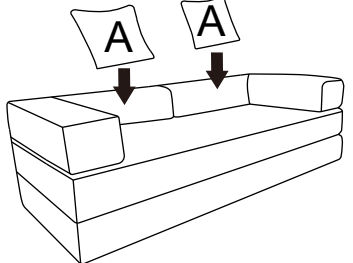
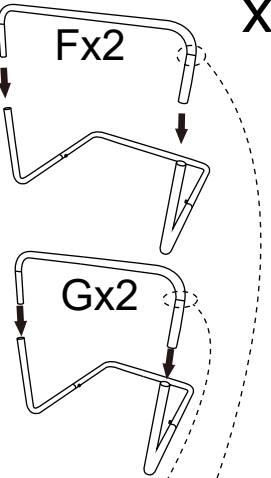
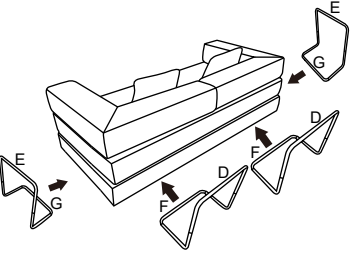
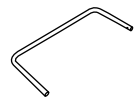


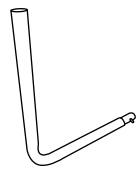
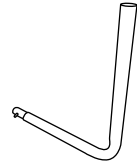


⑨




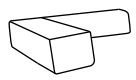
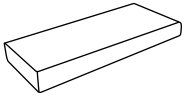
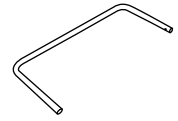
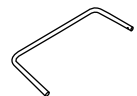


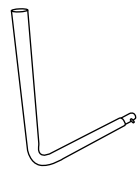
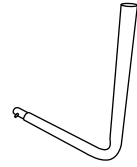
H08-HK-DE3003

# ISTRUZIONI DI MONTAGGIO

Ax2 	Bx2 	<b>1</b>  <p>Strappalo da qui.</p>  <p>Attendi 72 ore per il rimbalzo</p>	<b>3</b> 	<b>5</b>  <p>x2</p>	<b>7</b>  <p>x2</p>	<b>9</b> 
Cx2 	Dx2 	<b>2</b> 	<b>4</b> 	<b>6</b>  <p>x2</p> <p>Inserire le parti (F) e (G) nella posizione contrassegnata.</p>	<b>8</b> 	
Ex2 	Fx2 					
Gx2 	Hx4 					
Ix4 						

H08-HK-DE3003

# ASSEMBLERBEFEHL

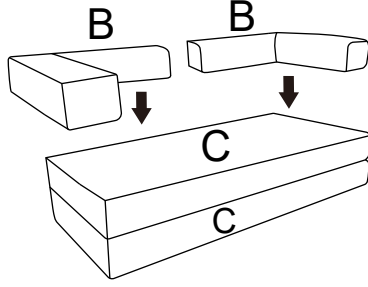
Ax2 	Bx2 
Cx2 	Dx2 
Ex2 	Fx2 
Gx2 	Hx4 
Ix4 	

①

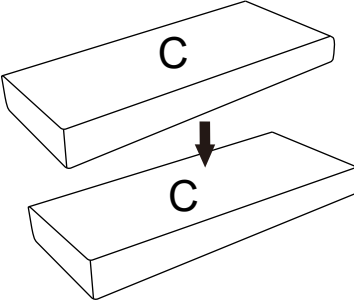


Warten Sie 72 Stunden auf den Rückprall

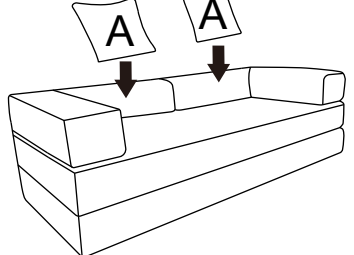
③



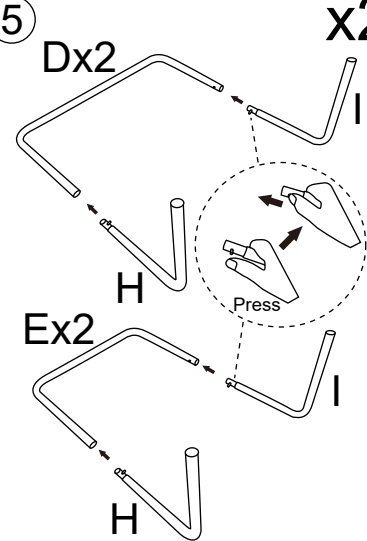
②



④

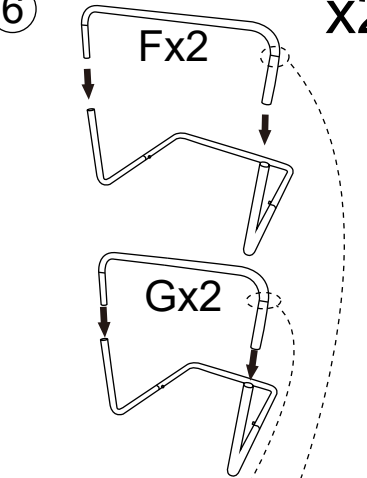


⑤



x2

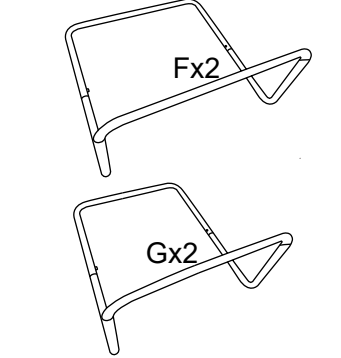
⑥



x2

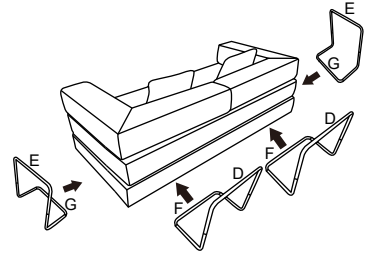
Setzen Sie die Teile (F) und (G) an die markierte Position ein.

⑦




x2

⑧


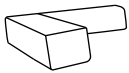

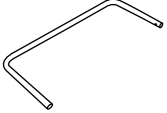
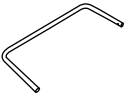


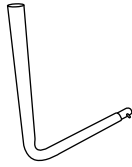
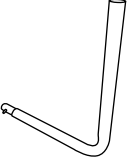


⑨

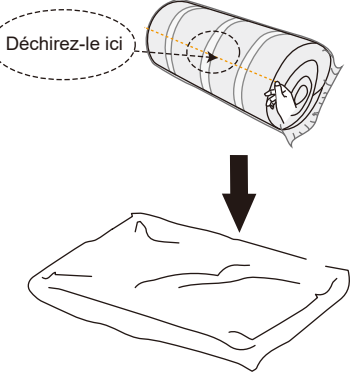


H08-HK-DE3003

# INSTRUCTIONS DE MONTAGE

Ax2 	Bx2 
Cx2 	Dx2 
Ex2 	Fx2 
Gx2 	Hx4 
Ix4 	

①

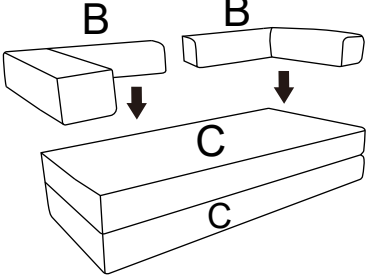


Déchirez-le ici

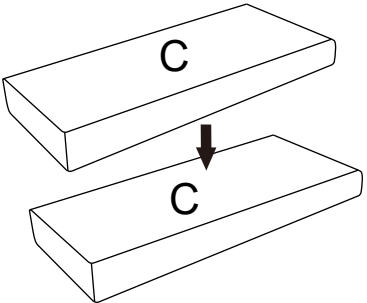
⌚

Attendre 72 heures pour le rebond

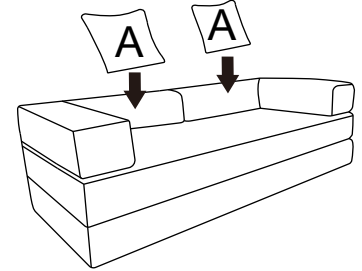
③



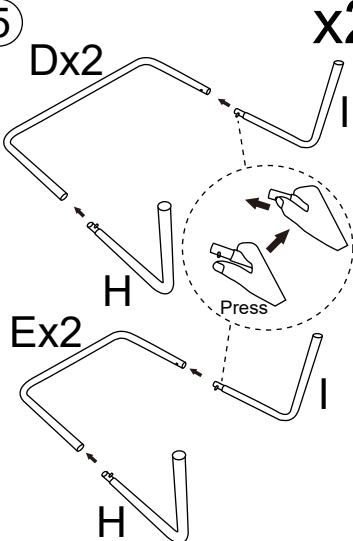
②



④



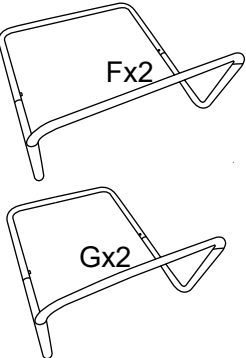
⑤



x2

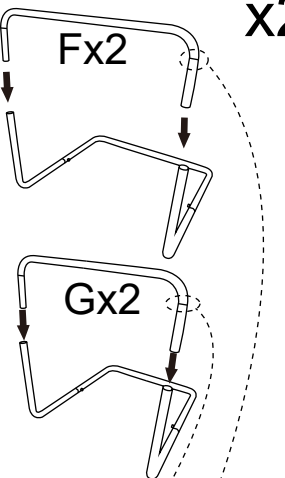
Press

⑦



x2

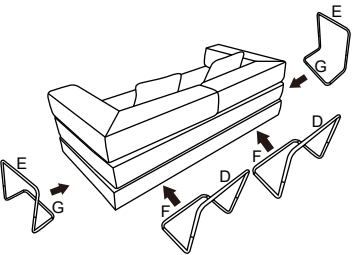
⑥




x2

Insérez les pièces (F) et (G) dans la position marquée.

⑧


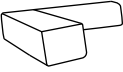
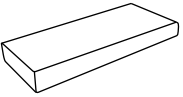
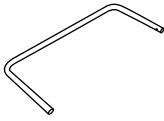
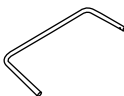


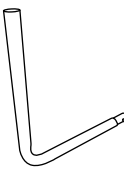
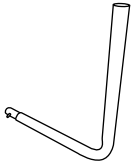


⑨




H08-HK-DE3003

# MONTABELINSTRUCTIE

Ax2 	Bx2 
Cx2 	Dx2 
Ex2 	Fx2 
Gx2 	Hx4 
Ix4 	

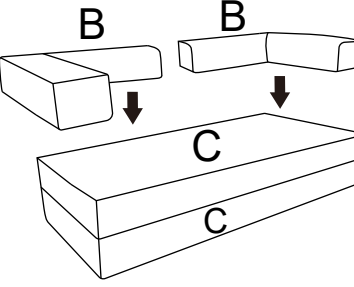
①

(Haal het van hier af)

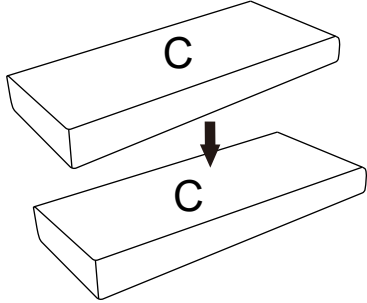


Wacht 72 uur voor rebound

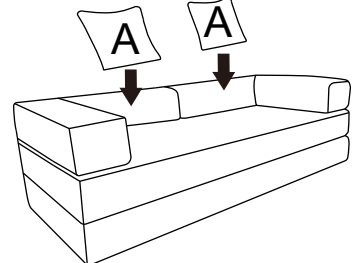
③



②



④



⑤

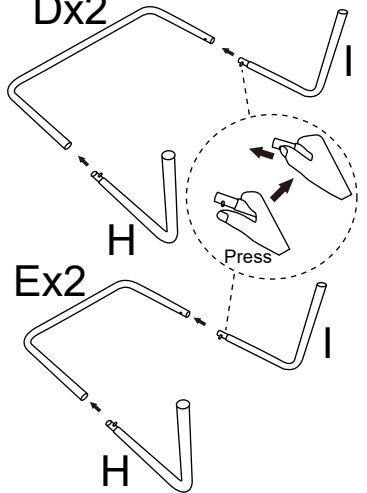
Dx2 x2

Ex2

H

I

Press

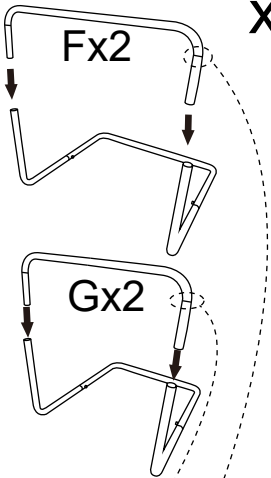


⑥

Fx2 x2

Gx2

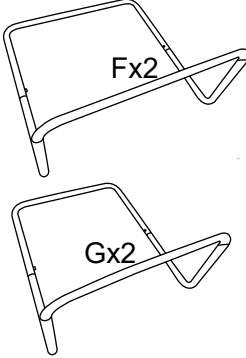
Plaats onderdelen (F) en (G) in de gemarkeerde positie.



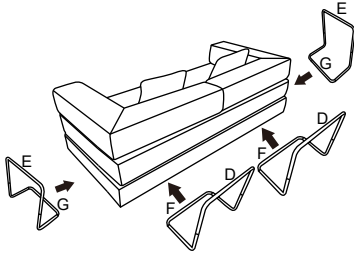
⑦

Fx2


Gx2



⑧


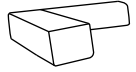
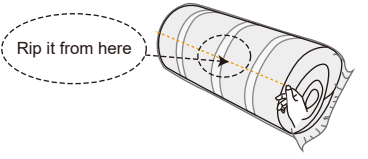

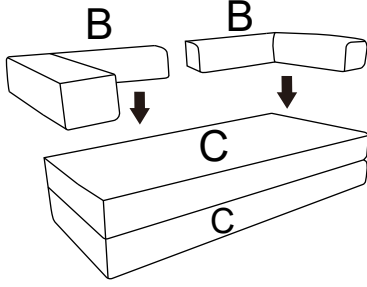
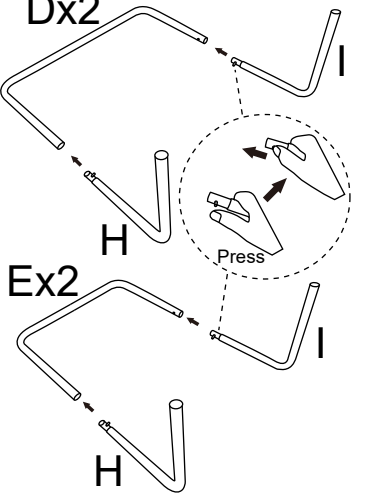
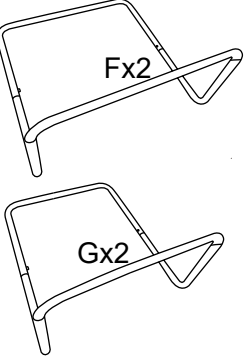

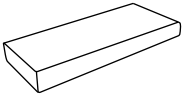
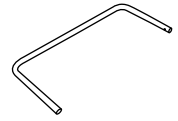
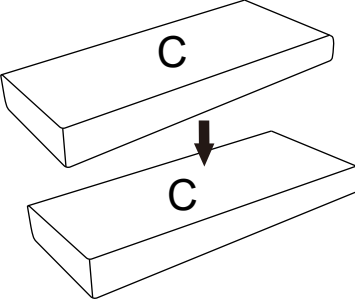
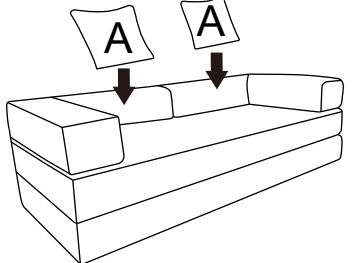
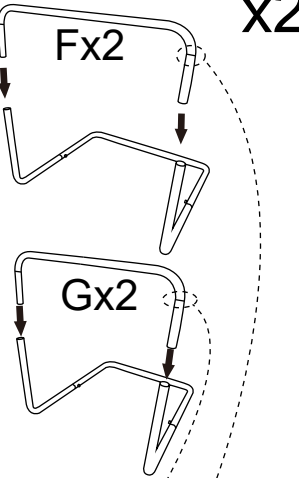
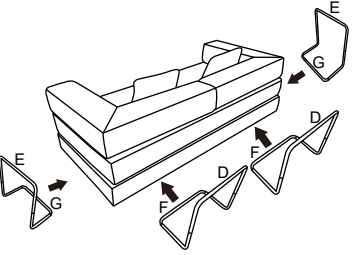
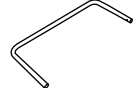


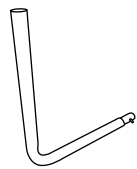


⑨



H08-HK-DE3003

# INSTRUKCJA MONTAŻU

Ax2 	Bx2 	<p>1</p>  <p>Rip it from here</p>  <p>Poczekaj 72 godziny na odbicie</p>	<p>3</p> 	<p>5</p>  <p>Dx2 x2 Ex2 H I Press</p>	<p>7</p>  <p>Fx2 Gx2</p>	<p>9</p> 
Cx2 	Dx2 	<p>2</p> 	<p>4</p> 	<p>6</p>  <p>Fx2 x2 Gx2</p> <p>Włóż części (F) i (G) do zaznaczonej pozycji.</p>	<p>8</p> 	
Ex2 	Fx2 					
Gx2 	Hx4 					
Ix4 